



PLATEAU XLTS

Mercedes-Benz Sprinter Chassis

Pleasure-Way | 2024



MESSAGE FROM PW

Pleasure-Way Industries Ltd. is pleased to be celebrating its 38th year as a leader in the RV manufacturing industry. A family-owned and-operated business since its inception in 1986, Pleasure-Way is committed to building the highest-quality luxury motorhomes.

Pleasure-Way's unwavering commitment to quality, safety, and customer satisfaction is evident in the fact that we do not mass produce our motorhomes on assembly lines; rather each motorhome is hand-crafted and custom-fitted to exacting standards and rigorous quality inspections. Due to our meticulous, labor-intensive construction process, we are proud to have one of the lowest warranty claim rates in the entire RV industry. In fact, we are so confident in the quality of our motorhomes that we back each new Pleasure-Way with our Five Year Freedom Coach Warranty - one of the best and longest warranties in the industry.

We would never be where we are today without our team of dedicated and skilled employees, or without the enthusiastic support from our owners. We are deeply grateful for everyone that has been involved with Pleasure-Way over the past 38 years and we look forward to continuing to deliver a first-class RV experience.



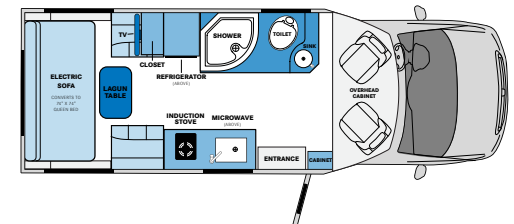
This distinguished recognition reinforces our core company values of hard work, superior quality, and top-notch customer service.



**MERCEDES-BENZ
EXPERTUPFITTER**

Pleasure-Way Industries Ltd. is recognized as an eXpertUpfitter by Mercedes-Benz.

MERCEDES-BENZ WIDEBODY



Fuel Type:	Diesel
Standard Engine:	4-Cylinder OM 654
Transmission:	9G-tronic automatic
Length (bumper to bumper):	22' 9" / 693 cm
Exterior Height:	10' 7" / 323 cm
Width:	7' 11" / 241 cm

Fresh Water Tank Capacity:	28 US Gal / 106 L
Gray Water Tank Capacity:	20.4 US Gal / 77.2 L
Black Holding Tank Capacity:	17.4 US gal. / 65.9 L
Towing Capacity:	4,220 lbs / 1,914 kg
Wheelbase:	170"

THE 2024 PLATEAU XLTS

We are thrilled to reintroduce the Plateau XLTS—refined and better than ever. To start, the XLTS comes standard with 600 Amp hours of lithium coach batteries, a 3000-Watt inverter and 500-Watts of solar panels. The superbly crafted interior features radius laminate cabinet doors, Ultraleather® fabric and Corian® solid surfaces. The power sofa effortlessly transforms into a 75" x 74" memory foam bed and includes two seat belts for additional passengers. Exceptional storage space, a full-size bathroom, and multiple dining locations are more reasons why the Plateau XLTS is our most dynamic motorhome. With the upgraded air conditioner, lithium batteries, and inverter, revel in flexibility as you run the air conditioner off battery power.

UPGRADED 10-INCH TOUCHSCREEN CONTROL PANEL

For the 2024 model year the 10-inch displays received a resolution enhancement that allows for better viewing in direct sunlight and wider viewing angles. Further, the newly designed interface makes the user experience simpler and friendlier. The touchscreen contains in-depth monitoring for personalized control and real-time diagnostics of many vital coach functions.

CLIMATE CONTROL

Climate control is effortless with a responsive temperature dial that manages the Truma VarioHeat furnace, air conditioner, and Fan-Tastic vent, all in one place. Use the mode buttons to select the desired item that you want to operate. You can select A/C, A/C Night Mode, furnace, vent, and adjust your fan speeds.

BATTERY MONITORING

The home screen quickly references the current DC power consumption via the coach battery state-of-charge percentage indicator and the real-time 12-volt net loss/gain amperage meter.

ESTIMATION GAUGE

While the coach batteries are charging, the touchscreen will display the estimated time remaining until a full charge is achieved. This immensely helpful

feature allows you to accurately gauge how long the current method of charging will take until you are ready to operate again at full battery capacity.

AC POWER USAGE

The power screen of the control panel features all AC power usage, including generator start/stop and AGS. You can view what AC power source you are currently drawing from with clear-cut, uncomplicated visuals. The Xantrex 3000-Watt inverter controls have also been integrated into the touchscreen, simplifying the electrical system even further.

AUTOMATIC GENERATOR START

AGS is an innovative feature that allows you to set start and stop parameters for generator control when not plugged into shore power. When the batteries

are low on voltage, the generator will automatically run to charge the batteries at your pre-defined voltage and then shut off. If the temperature exceeds your AC thermostat setting, the generator will automatically run the AC until the desired temperature has been reached.

GO POWER!® SOLAR

Monitoring your solar panel charge volts and amps is now neatly included on the touchscreen. In the settings section of the solar charger module, you can view the overall history of your solar panel amperage draw. This will give you an accurate picture of the average amount of amps the solar panels add to the coach batteries. We also have moved away from the traditional PWM charger and upgraded to the super-efficient MPPT charger.





STANDARD FEATURES



ECO-ION 600Ah LITHIUM BATTERIES

The high-performing, fast-charging and maintenance-free coach batteries offer superior power storage for hassle-free use of your favorite devices.



XANTREX™ 3000 WATT INVERTER/CHARGER

Provides power to the TV, microwave, induction stove, and most 120 VAC receptacles when you're not plugged into shore power or running the generator.



TRUMA AVENTA ECO AIR CONDITIONER

This 13,500 BTU rooftop air conditioner offers enhanced quietness and efficiency, featuring auto cooling and night mode. Now can be powered by coach batteries.



ONAN® QG 2500i 2.5 KW GENERATOR

Offering greatly reduced noise and vibration levels, improved fuel efficiency, and better performance, this propane generator is a reliable, and remarkably quiet power source.



QUEEN BED

Making the 75" x 74" queen bed is effortless with the convertible power sofa and support boards. Stretch out and relax on this luxurious memory foam bed.



TRUMA AQUAGO® COMFORT PLUS WATER HEATER

The 60k BTU stepless burner, recirculating water line, and mixing vessel deliver hot water on demand, at even temperatures, eliminating temperature spikes.



PRIVATE DRY BATHROOM

Fully equipped with a full-size shower with accent lighting and Corian® lining, upper cabinets for storage, Corian® countertop, stainless steel sink, under sink storage, and a china bowl toilet.



FULLY EQUIPPED GALLEY

Corian® countertop and sink cover, undermount stainless steel sink, induction stove, 5.3 cu.ft. refrigerator/freezer, microwave, and generous storage options.



LAGUN TABLE MOUNT SYSTEM

A cantilevered support arm offers adjustable height and swivels 360° at both the table top and support arm, allowing you to enjoy its functionality in two areas of the coach.



TRUMA VARIOHEAT FURNACE

Three automatic output levels, intelligent fan control, near-silent operation, high air flow, and three stage burner system combine to heat your coach quickly and efficiently.



INTERIOR STORAGE

Everything is easily within reach with the generously sized bank of upper cabinets, large overcab compartment and exceptional storage options below the countertop.



ACCENT LIGHTING

Thoughtfully placed LED accent lighting, illuminating important floor areas of the motorhome such as the galley and private bathroom.



GO POWER!® SOLAR

Extend your off-the-grid adventures with 500-Watts of solar. This system will help keep your coach batteries charged for added peace of mind while camping.



POWER AWNING

This awning is controlled by the touchscreen, features LED lighting, legless self-supporting bars and a seismic sensor that automatically retracts the awning in windy conditions.



EXTERIOR STORAGE

Utilize the versatile 20 cu. ft. of cargo storage that will suit any lifestyle or recreational activity. You will find three compartments, two on the passenger side and one on the driver side.

COACH SPECIFICATIONS

ENTERTAINMENT

- 24" Smart LED TV
- Bose® soundbar w/ Bluetooth®
- Winegard® Rayzar® Automatic HDTV antenna
- Cable TV hook up
- USB-A & USB-C charging ports

INTERIOR

- Accent Lighting
- Screen door
- Blackout roller shades w/ magnetic catch
- Folding privacy/sun shades for windshield & cab door windows
- Radius Laminate cabinet doors
- Hidden 'push to open' positive cabinet latches
- Blum® cabinet hinges and door stays
- Recessed LED lighting
- Wardrobe w/ hanging rod
- Premium vinyl flooring
- 3M™ Thinsulate™ insulation inside walls
- Foil-faced fiberglass insulation along roof
- Inflatable air bed fitted for cab

GALLEY

- 12V, 5.3 cu.ft. refrigerator/freezer
- 1-burner induction stove
- Microwave
- Large stainless steel sink w/ Corian® cover
- High-arc, single-handle faucet w/ pull-out sprayer
- Corian® solid surface countertop & backsplash
- Full extension ball bearing drawer glides w/ soft close
- Baltic birch drawer boxes

BATHROOM

- Private dry bathroom w/ separate shower
- 32" enclosed Corian® lined corner shower
- Large vanity w/ storage
- Corian® countertop and backsplash
- Residential-style ceramic bowl toilet w/ foot flush
- Awning style opening window w/ privacy curtain
- 110-120 volt power outlet

REAR SEATING AREA

- Lagun table mount system w/ 360° swivel tabletop
- Power sofa w/ two seat belts
- Memory foam sofa cushions
- Ultraleather® fabric

ELECTRICAL

- Dual 10-inch touchscreen control panels
- Dual 300Ah Eco-Ion Earth Smart Lithium (LiFePO4) coach batteries
- Internal/automatic coach battery heating system for cold weather protection
- Xantrex XC Pro 3000-Watt Inverter/Charger
- Onan® QG 2500i 2.5 KW generator
- Automatic generator start (AGS)
- 500-Watts of solar panels
- Go Power!® MPPT solar controller
- Multiplex wiring
- Dimmable LED lighting
- Mastervolt DC/DC charger
- 100-amp lithium charger
- 30-amp power cord

TOUCHSCREEN CONTROL PANEL

- 10-inch high-resolution display
- Integrated inverter controls
- Coach battery state-of-charge meter
- Coach battery temperature gauge
- Estimated time until full charge read-out
- Remaining runtime for DC power read-out
- Real-time 12-volt net loss/gain amperage meter
- Solar charger controls and monitoring
- Climate control center w/ thermostat for A/C, vent and furnace
- Dimmable LED light banks
- Tank level monitoring – LP, fresh, gray and black

PLUMBING & LP SYSTEMS

- Shurflo® automatic demand water system
- Truma AquaGo® comfort plus instant water heater
- LP tank w/ electric shut off switch
- LP BBQ quick connect

HEATING, VENTILATION & COOLING

- Truma VarioHeat 11,500 BTU furnace
- Power lift Dometic Fan-Tastic Vent fan w/ rain sensor
- Truma Aventa Eco 13,500 BTU A/C

EXTERIOR

- Exterior painted mouldings
- Fiamma® power awning w/ LED lights
- LED porch light
- 110-120 volt power outlet
- Utility center
- Exterior shower w/ handheld wand
- 3 storage compartments

CHASSIS, CAB CONVENIENCES & SAFETY

- Mercedes-Benz Sprinter 3500
- Engine: 4 CYL OM654 High Output Diesel
- Transmission: 9G-tronic automatic
- HP rating: 208 HP
- Wheelbase: 170"
- Driver and passenger power and heated swivel seats
- MBUX Multimedia System w/ 10" Touchscreen
- Navigation
- Bluetooth® connectivity w/ audio streaming
- Multimedia interface w/ USB-C ports
- Keyless ignition
- Rear view camera system
- Air conditioning
- Safety features: Attention Assist, Traffic Sign Assist, Active Lane Keeping Assist, Active Distance Assist Distronic, High Beam Assist, LED headlamps.

WEIGHTS & MEASURES

- Length - bumper to bumper: 22' 9" / 693 cm
- Overall height: 10' 7" / 323 cm
- Ext. width (mirrors extracted): 9' 1.5" / 278 cm
- Ext. width (mirrors retracted): 7' 11" / 241 cm
- Interior height main living area: 6' 8" / 203 cm
- Interior height rear area: 6' 4 ½" / 194.3 cm
- Queen bed: 75" W x 74" L
- Single bed (x2): 25" W x 74" L
- Fuel capacity: 26 US gal. / 100 L
- Fresh water capacity: 28 US gal. / 106 L
- Gray tank capacity: 20.4 US gal. / 77.2 L
- Black tank capacity: 17.4 US gal. / 65.9 L
- LP capacity (80% fill): 10.4 US gal. / 39 L
- Towing capacity: 4,220 lbs / 1,914 kg
- GVWR: 11,030 lbs / 5,003 kg
- GCWR: 15,250 lbs / 6,917 kg
- GAWR Front: 4,410 lbs / 2,000 kg
- GAWR Rear: 7,720 lbs / 3,502 kg

PLEASE NOTE: While every effort has been made to ensure the display of accurate information, the chassis features listed within this brochure may not reflect all accurate chassis items. Therefore, chassis features will vary and may not be available on all motorhomes. Please see your local Pleasure-Way dealer for complete details and available features.

BUILD YOUR OWN

RADIUS LAMINATE CABINETRY




Champagne




White Smoke

ULTRALEATHER® FABRIC



Cashmere




Flint

CORIAN® COUNTERTOPS



White Onyx



Platinum Gray

EXTERIOR COLOR OPTIONS



Brilliant Silver Metallic



WARRANTY

PLEASURE-WAY WARRANTY

All Pleasure-Way motorhomes are backed by our Five Year Freedom Warranty. Pleasure-Way Industries Ltd. warrants the specified new Pleasure-Way Motorhome free from defects in material and craftsmanship, on portions manufactured by Pleasure-Way Industries Ltd. under normal use and service.

Coverage - 5 years or 60,000 miles / 100,000 kms (Limited Warranty)

MERCEDES-BENZ WARRANTY

Extended Limited Warranty (ELW)

- Coverage - 5 years or
- 75,000 miles / 125,000 kms

Diesel Engine Limited Warranty

- Coverage - 5 years or
- 100,000 miles / 160,000 kms

Roadside Assistance

- 5 years or 75,000 miles / 120,000 kms



PLEASURE-WAY PERSONAL ASSISTANT

We understand that it takes time to get completely familiarized with your new motorhome and all of its features. For this reason, you will be designated your very own Pleasure-Way Personal Assistant for the first 90 days of ownership!

Your P.A. is a specialized and knowledgeable member of the Pleasure-Way team who works right here in our manufacturing facility. Upon receiving the warranty registration of your new motorhome, your P.A. will provide you with their contact information. You will now have access to your Pleasure-Way P.A. six days a week, via a dedicated, toll-free phone number or email.

Your Pleasure-Way P.A. will be there to assist you in all matters pertaining to the operation of your Pleasure-Way motorhome. After your 90 day period expires, you will have all the confidence and knowledge to enjoy your new Pleasure-Way for years to come!



PLEASURE-WAY GOLIVE

You can now explore any current Pleasure-Way model from the comfort of your own home! This unique experience allows you to take a one-on-one personalized video tour with one of our friendly Pleasure-Way GoLive Agents. You will have full access to view any feature or component of our motorhomes via a one-way video call. Get expert advice and real time answers to all your questions with Pleasure-Way GoLive. Try it today! pleasureway.com/golive



302 Portage Avenue
Saskatoon, SK,
Canada S7J 4C6

Tel: 800.364.0189
www.pleasureway.com

facebook.com/PWindustries

youtube.com/user/pleasureway

[@pleasurewayrv](https://instagram.com/pleasurewayrv)

Due to our policy of continuous improvements, Pleasure-Way Industries Ltd. reserves the right to make product changes at any time without notice and without incurring obligations whatsoever, including but not limited to: prices, styling, design, colors, construction, equipment, materials, and specifications. Some motorhomes depicted in the brochure may be shown with optional equipment. Please see your dealer for additional information or contact Pleasure-Way Industries Ltd. Estimated fuel consumption may vary depending on conditions and driving habits. Estimates are based on consumer feedback.